



the
SCOTT
floorplan brochure

Introduction



The Scott

NAMED AFTER THE SCOTT FAMILY WHO SUCCESSIVE GENERATIONS OWNED SUNDRIDGE PARK BETWEEN 1796 AND 1901, IT BOASTS MANY IMPRESSIVE FEATURES OF THE ORIGINAL MANSION AND BENEFITS FROM A VAST DINING SPACE WHICH PROVIDES ACCESS TO THE APARTMENT’S PRIVATE TERRACE

The oval living room with its historic mouldings, ceiling cornice and fireplace is comfortable yet very impressive. As you travel up the property’s private curved staircase to the bedroom accommodation, you will find the feature ceiling lantern and beautiful wall decorations. The master bedroom is magnificent in terms of size and opulence, whilst next door is its impressive bathroom with twin basins, freestanding bath and walk in rain-dance shower. The second bedroom is an excellent size and benefits from a luxurious en suite.



Gallery – The Mansion

Discover luxury that transcends the ordinary





The Mansion's impressive Nash colonades

[Introduction](#)



[Gallery
The Scott](#)

[Dimensions](#)

[Ground Floor](#)

[First Floor](#)

[Specification](#)



Beautiful views across the exclusive Sundridge Park Golf Club and the city beyond

[Introduction](#)



[Gallery
The Scott](#)

[Dimensions](#)

[Ground Floor](#)

[First Floor](#)

[Specification](#)

The Mansion's communal areas have been meticulously restored to showcase their grandeur and intricacy

The Mansion's entrance hall



Impressive domed ceilings



Restored feature plasterwork




Beautiful cornicing



Perfectly designed interiors



Large and exquisite original doors



Gallery – The Scott

Discover impressive original features and more



The majestic entrance hall showcases ornate original plasterwork



The Scott features The Mansion's original dining room

[Introduction](#)

[Gallery
The Mansion](#)



[Dimensions](#)

[Ground Floor](#)

[First Floor](#)

[Specification](#)


The handmade shaker style Ladbury kitchen features stone worktops and premium appliances



Original glazed full height windows frame views across the east lawn



The sweeping staircase frames an ornate rooflight




Elegant guest en suite featuring Villeroy & Boch sanitaryware



Sumptuous master bedroom with views over the entrance courtyard



Restored original curved staircase



The master bedroom features an elegant 'Adams Style' fireplace



Beautifully finished master bathroom with roll top bath and separate walk-in shower



Dimensions

Total NSA 2,750 sq ft / 256 sq m

GROUND FLOOR



FIRST FLOOR



Kitchen	7.5m x 6.4m	24'9" x 21'
Dining Room	5.3m x 3.3m	17'8" x 11'
Drawing Room	6.7m x 4.8m	22' x 15'8"
Snug	4.6m x 2.8m	15'2" x 9'5"
Study	3.3m x 2.7m	10'8" x 9'1"
Terrace	6.8m x 3m	22'4" x 9'10"

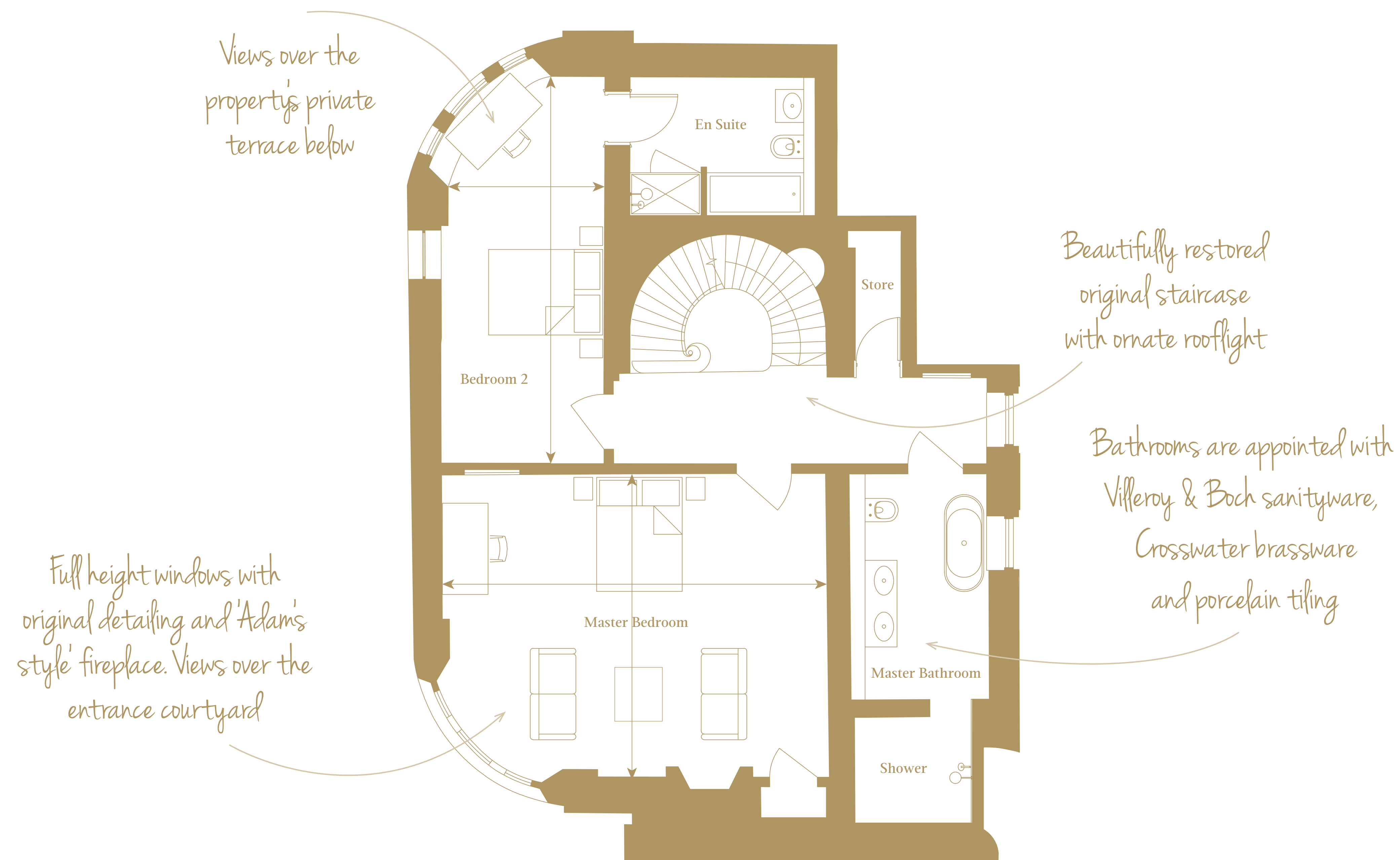


Master Bedroom	6.7m x 5.3m	22'2" x 17'5"
Bedroom 2	6.8m x 2.7m	22'3" X 9'

Ground Floor



First Floor



Specification

Fully-inclusive and bespoke design, with elegant and luxurious living in mind



KITCHEN

- Bespoke, hand painted shaker style kitchen by Ladbury
- Stone worktops with matching splashback and upstand
- Integrated Siemens appliances:
 - Single oven
 - Combi microwave
 - Dishwasher
 - Fridge and freezer
- Ceramic induction hob
 - Wine cooler
 - Warming drawer



BATHROOMS

- Sanitaryware from Villeroy & Boch
 - Traditional style brassware from Crosswater
- Free-standing roll top baths and rain shower
- Porcelain floor tiles and contemporary glazed brick bond wall tiles
- Bespoke free-standing basin furniture featuring quartz worktops
 - Heated towel rails
 - Fitted mirrors



FLOOR FINISHES

- Engineered oak flooring
- Modern Italian and porcelain floor tiles
 - Luxurious tufted cut pile carpets

HEATING

- Gas underfloor heating controlled by programmable room thermostats
- Cast iron radiators to specific rooms, supplemented by underfloor heating
 - Individual gas boiler

Specification

Fully-inclusive and bespoke design, with elegant and luxurious living in mind



IRONMONGERY & DOORS

- Original doors and ironmongery retained where possible
- Where new doors are required they are bespoke to match the original, or hand painted and of a traditional four-panel design



ELECTRICAL

- Pendant fittings or LED down-lighters to kitchen and bedrooms.
- BT television, phone and hyperoptic internet (available by separate contract with provider)
- Communal aerial and satellite dish
- LED down-lighters and chrome shaver sockets to bathrooms
- TV points to all bedrooms

SAFETY & SECURITY

- Intruder alarms
- Audio-visual entry to main access points controlled either via an app on your smartphone or TV
- Mains operated heat and smoke detectors



COMMUNAL AREAS

- Beautifully designed communal spaces that have been decorated to complement the history of the building and feature sumptuous furniture and stylish artwork

LANDSCAPING

- Elegant formal landscaping featuring English roses, lavender, box hedges and beautiful salvia
- Original stone steps and terraces to specific locations
- Wonderful Gentlemen's walk in private woodland



The Mansion at Sundridge Park, London BR1 3FZ
020 3369 2222 ~ www.cityandcountry.co.uk

The information in this document is intended as a guide only and is subject to change without prior notice. Accordingly, due to the City & Country policy of continual improvement, the finished product may vary from the information provided and City & Country reserves the right to amend the specification. All dimensions stated are approximate only with maximum dimensions and may alter through the construction phase and with interior finishes. You are therefore advised not to order any goods which depend upon accurate dimensions before carrying out a check measure within your reserved property.