



Sustainable TRAVEL PACK

We are keen to share the benefits of sustainable travel
at King Edward VII Estate with you.



Health benefits you could achieve by adopting sustainable/active travel patterns include:

- 👑 Maintaining a healthy bodyweight
- 👑 Reducing the chances of serious illness (heart disease, asthma, diabetes, cancers etc.)
- 👑 Improving mental health
- 👑 Meeting The NHS's Live Well Physical activity guidelines for adults (e.g. one hundred and fifty minutes of weekly physical activity is to do thirty minutes of activity five days a week <http://www.nhs.uk/Livewell/fitness/Pages/physical-activity-guidelines-for-adults.aspx>)

Sustainable/active travel could also save you money when compared with owning and running a private vehicle.

Additionally your local surroundings would benefit from sustainable travel by having reduced: traffic congestion, carbon emissions, general pollution and noise.

As set out in the Government's Transport White Paper, Creating Growth, Cutting Carbon - Making Sustainable Local Transport Happen (DfT, 2011), it is keen to promote these sustainable travel benefits to

people at key "life changing" moments such as moving to a new home or starting a new job.

The White Paper particularly targets short-distance local trips, under five miles in distance, as those with the biggest opportunity for sustainable travel uptake (from private vehicle use to cycling, walking and public transport use etc).

This Sustainable Travel Pack has been prepared to inform you of the active travel, public transport and sustainable motor vehicle travel options available to and from King Edward VII Estate.

For specific enquiries contact your Travel Plan Coordinators or your Managing Agent:

Ashley Armitage - ashleyarmitage@sandersonassociates.co.uk

Travel Plan Coordinator telephone number 01924 844080





Encore Estate Management - info@encoreestates.co.uk

Sustainable TRAVEL PACK



ACTIVE-TRAVEL WALKING

King Edward VII Estate includes numerous amenities within its grounds, accessible by a short walk, as follows:

-  A gym
-  A swimming pool
-  Communal rooms in The Sanatorium
-  Commercial services in The Chapel

King Edward VII Estate also includes six kilometres of reinstated Dr. Bardswell's Measured Walks around the estate grounds.

Numerous Public Rights of Way and public leisure walks are accessible from King Edward VII Estate such as The South Downs National Park Authority's 'Midhurst, Woolbeding and Easebourne Walk' to the South.

West Sussex County Council's Public Rights of Way Map extract, top right, shows King Edward VII Estate's walking context.

ACTIVE-TRAVEL CYCLING

King Edward VII Estate includes secure cycle parking spaces in both the East and West courtyard basement car parks and in individual garages to encourage cycle ownership and use.

Several local and National Cycle Network (NCN) routes are within a short cycle distance of King Edward VII Estate. The map, bottom right, shows the closest cycle routes (green routes are traffic free routes, purple routes are on-road routes).

NCN Route 22 (Farnham to Banstead) is to the West.

NCN Route 223 (Chertsey to Shoreham-by-Sea) is to the East.

Contact your Travel Plan Coordinator using either ashleyarmitage@sandersonassociates.co.uk or 01924 844080 for information about cycle/cycle equipment vouchers and Bikeability cycle training sessions.

FURTHER INFORMATION

WSSCC Information (www.westsussex.gov.uk/leisure-recreation-and-community/walking-horse-riding-and-cycling/)

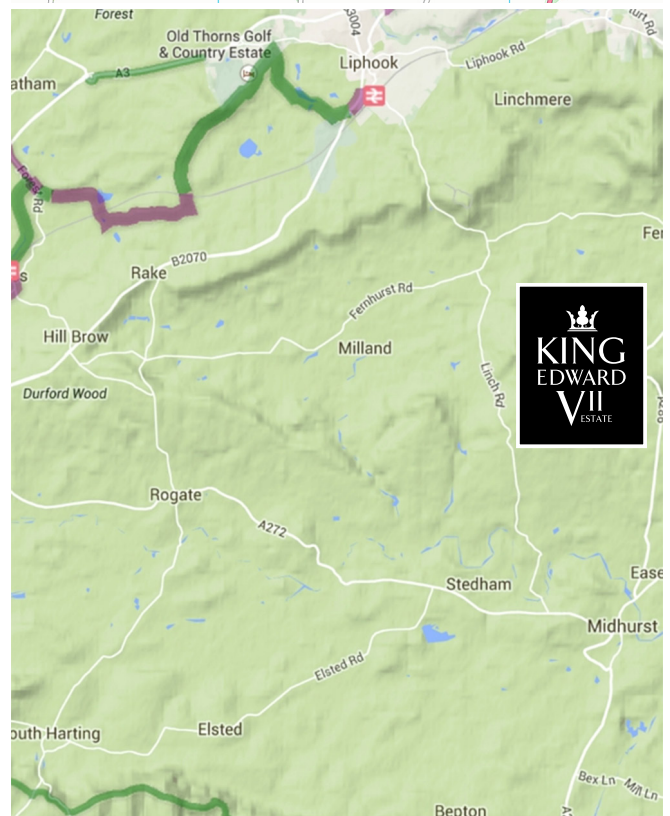
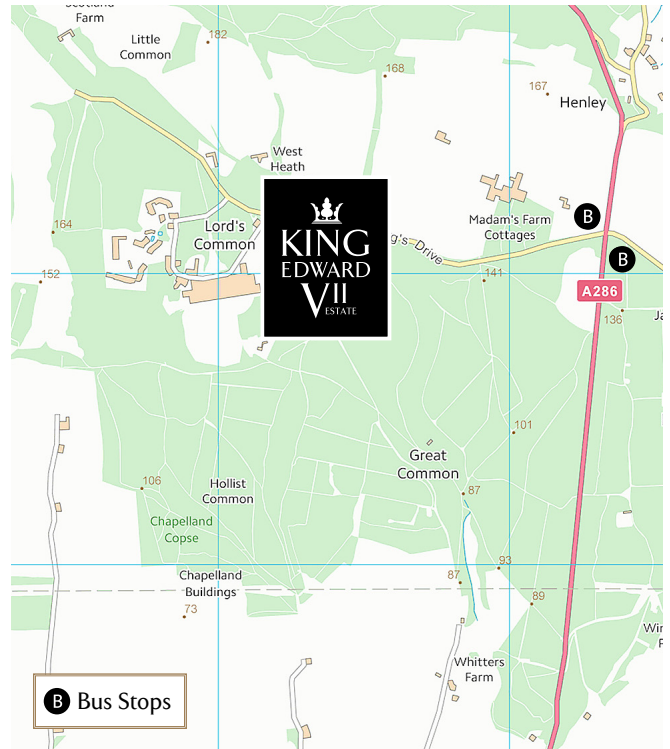
Walk and Cycle Trip Matching (<https://liftshare.com/uk>)

SDNPA Information (www.southdowns.gov.uk)

Employers' Cycle to Work Schemes (www.cyclescheme.co.uk)

Information on cycling, cycle training and cycle maps is available from www.sustrans.org.uk and www.westsussex.gov.uk

West Sussex County Council provide one-to-one cycle training courses for both adults and children. Further details of this scheme and an application form can be found at www.westsussex.gov.uk/roads-and-travel/road-safety/one-to-one-cycle-training/



Sustainable TRAVEL PACK



PUBLIC TRANSPORT

BUS

King Edward VII Estate has access to Stagecoach's 70/71 bus service from a pair of bus stops located at the junction of Henley Hill the A286 with King's Drive. A summary of Stagecoach's 70/71 bus service is provided in Table 1.

Residents aged 5-19 that are in school or full time further education can apply for a 3in1 card. More details are available at www.westsussex.gov.uk/education-children-and-families/your-space or from your Travel Plan Coordinator.

The development will also look into the provision of a mini - bus service for commuters to the railway station and periodic trips into nearby Midhurst. The availability of this service will be subject to demand.

Before the shuttle bus is operational, discounted taxi fares will be negotiated with local taxi firms. Contact your Travel Plan Coordinator for further information.

RAIL

Haslemere and Guildford Railway Stations are the closest to King Edward VII Estate and will be accessible using the shuttle bus.

Local and national destinations are accessible from these stations.

Please refer to Tables 1, 2 and 3 for service details.

FURTHER INFORMATION

WSCC bus resource (maps, timetables, fares, concessions) (www.westsussex.gov.uk/roads-and-travel/travel-and-public-transport/bus-and-coach-travel/)

Journey Planner (www.traveline.info)

National Rail (www.nationalrail.co.uk)

National Rail Journey Planner (<http://ojp.nationalrail.co.uk>)

Real Time Rail Passenger Information (www.thetrainline.com/live)

TABLE 1 - PUBLIC BUS SERVICES

Operator	Route	Service Destination Summary	Weekday Freq.	Weekday First	Weekday Last
Stagecoach	70/71	Midhurst to Guildford	every 60 mins	6.42am	7.14pm
		Guildford to Midhurst	every 60 mins	6.28am	7pm

TABLE 2 - HASLEMERE RAILWAY STATION SERVICES

Operator	Line	Service Destination Summary	Weekday Freq.	Weekday First	Weekday Last
South West Trains	Portsmouth Direct Line	London Waterloo to Portsmouth Harbour	Two per hour	6.30am	11.30pm
		Portsmouth Harbour to London Waterloo		5.30am	11.15pm
		London Waterloo to Portsmouth and Southsea Portsmouth and Southsea to London Waterloo	One per hour	6.30am	11.30pm
		London Waterloo to Haslemere Haslemere to London Waterloo	One per hour	6.30am	11.30pm
				5.30am	11.15pm

TABLE 3 - GUILDFORD RAILWAY STATION SERVICES

Operator	Route	Service Destination Summary	Weekday Freq.	Weekday First	Weekday Last
South West Trains	Portsmouth Direct Line	As Table 2 from Haslemere			
	New Guildford	London Waterloo to Guildford Guildford to London Waterloo	Four per hour	5.45am 6am	11.45pm 11.45pm
	Ascot to Guildford	Guildford to Ascot Ascot to Guildford	Two per hour	7.30am 7.30am	11pm 11.30pm
Cross Country	Cross Country	Guildford to Newcastle Newcastle to Guildford	One per day	11.45am 7pm	11.45pm 7pm
First Great Western	North Downs Line	Reading to Gatwick Airport Gatwick Airport to Reading	Two per hour	5.15am 6.15am	12.15am Midnight
Southern	Mole Valley Line	London to Victoria to Guildford Guildford to London Victoria	Two per day	6.30am 8.15am	4.30pm 6.15pm
		London Bridge to Guildford Guildford to London Bridge	One per day	5.30pm 7.30am	5.30pm 7.30am

Sustainable TRAVEL PACK



CAR CLUB

King Edward VII Estate will include a Car Club car and parking bay within the estate grounds, subject to demand.

Making use of a car club car could have many benefits over typical vehicle ownership, for example: paying for the ongoing maintenance of a vehicle that you don't use often or having access to a second vehicle without the additional cost.

In order to gauge the demand for setting up the King Edward VII Estate Car Club Scheme please register your interest with your Travel Plan Coordinator using either ashleyarmitage@sandersonassociates.co.uk or 01924 844080.

CAR SHARING

By sharing your car you can split the cost of your journeys and reduce the number of vehicles on the road creating less noise and local air pollution.

West Sussex County Council has teamed up with Liftshare to connect local lift sharers in the area.

For further information regarding car sharing costs, benefits, insurance etc. please visit the West Sussex Car Share website (<https://liftshare.com/uk/community/westsussexcarshare>).

SUSTAINABLE TRAVEL PACK SUMMARY

We are keen to encourage sustainable travel at King Edward VII Estate.

It is hoped that the travel information and incentives presented in this pack will promote the use of active travel (walking and cycling), public transport and sustainable motor vehicle travel.

Please also refer to the Travel Section of King Edward VII Estate community website (www.cityandcountry.co.uk/public-consultation/king-edward-vii-midhurst/sustainable-travel.aspx) and contact your Travel Plan Coordinators or your Managing Agent for sustainable travel queries:

Ashley Armitage - ashleyarmitage@sandersonassociates.co.uk

Travel Plan Coordinator telephone number 01924 844080

Encore Estate Management - info@encoreestates.co.uk

